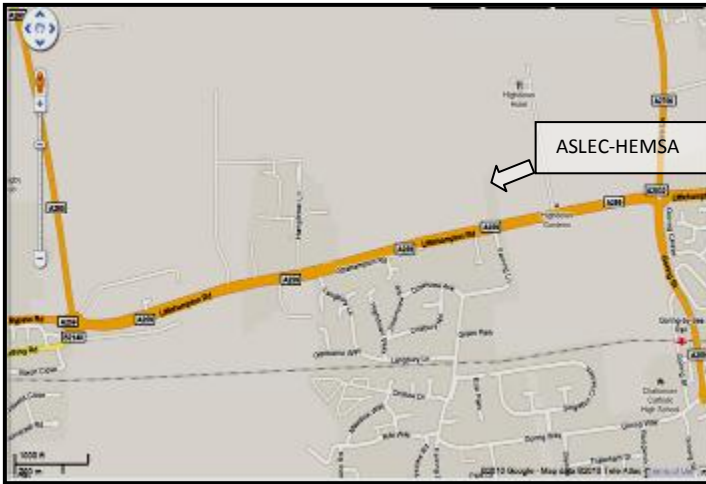


ASLEC-HEMSA, Highdown House, Littlehampton Road, Ferring, West Sussex BN12 6PG



Directions

By Rail (approx. 15 min walk)

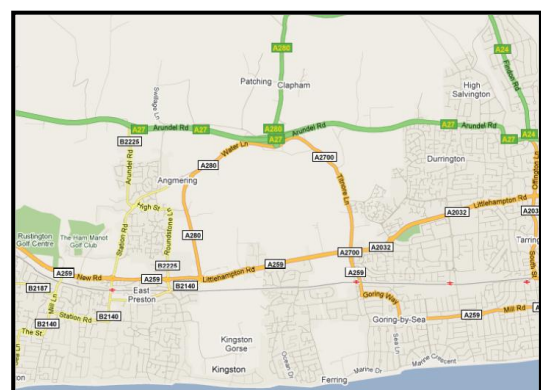
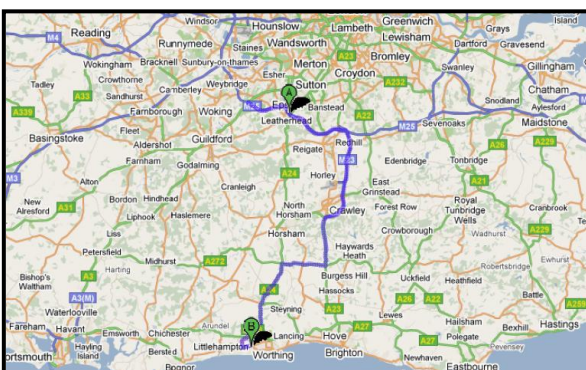
1. Nearest railway station is Goring by Sea (shown towards bottom right hand corner above). Trains are available from numerous points including Gatwick Airport and London Victoria. On leaving the station, walk north along Goring Street to the A259, Littlehampton Road and proceed westbound, crossing to the north side (east bound carriageway) of the A259 where and when it is safe to do so. Pass the turn signposted to Highdown Hotel / Highdown Gardens.
2. At the next turn take the road northbound. It is signposted ASLEC-HEMSA at the entrance (sign facing oncoming traffic from the west, travelling east-bound. ASLEC-HEMSA Highdown House is approximately 200m along this road on the left hand side.

By Road (Caution: Using BN12 6PG in your SatNav may take you a point *before* the turn into the offices)

1. From the M25, take the exit for the A24 (signposted Dorking)
2. Follow the A24 South
3. Take the A280 (signposted Littlehampton)
4. At the junction with the A259, turn left (2nd exit on RAB) onto the A259 Eastbound. Stay in the LH lane
5. The entrance is approx. 1.1 miles along the A259, Littlehampton Rd on LHS (You will pass a Peugeot garage on the LHS and further on a !Safety Camera! on the central reservation)



Alternatively, from the M25, take the M23 South (to Brighton), then the A23, A272 (Haywards Heath), A24 (Worthing) and from 3-5 above



By Air (Commercial Airlines)

1. To Gatwick Airport
2. Train to Goring by Sea, then follow instructions for travelling by train

ASLEC-HEMSA Office Destination Views



View approaching RAB from A280, towards A259 Littlehampton Rd East



View entering A259 Littlehampton Rd East



View travelling East on A259 Littlehampton Road – Peugeot Garage on LHS



View turn to left to ASLEC-HEMSA Offices (Note: Premier House signs now replaced with signs with ASLEC HEMSA logos)



View approaching ASLEC-HEMSA Offices – Keep to LHS of right hand approach - through brick pillars. (Note: Premier House signs now replaced with signs with ASLEC HEMSA logos). Note also this is also a public right of way and bridle path, please keep to 5MPH speed limit